

Registration at www.ScripZone.com

1. Go to www.ScripZone.com and click in the New User Option



The screenshot shows the ScripZone website interface. At the top, there is a navigation bar with links for Home, Getting Started, What's New, Contact Us, and About Us. Below the navigation bar is a large banner image featuring various gift cards from brands like Michaels, Dunkin' Donuts, and others. A red arrow points from the "New User" icon above to the "New User" button on the website. The main content area includes a "Welcome to ScripZone" heading, a paragraph of introductory text, and a "Special Offers" section with several promotional items. A sidebar on the right contains icons for "New User", "Login", and "Retailer List".

Welcome to ScripZone

UnitedScrip welcomes you to our updated free online ScripHome for your organization. ScripZone combines the record-keeping expertise and processing of UnitedScrip's Software with our secure web application for ordering Scrip, 24/7, day or night, from the convenience of your home and with new payment options.

If your Group was previously using the old www.scripzone.com site, you will need to contact us immediately to activate your Group id. All members must re-register on our new site as a New User. Once registered, please join your Group by entering your Groups id. If you do not remember your Group's Unique id, please contact your Scrip Coordinator. A Step-by-Step Guide to Registration and Placing your Orders may be sent to you by contacting your Group Coordinator or calling 1.864.886.9701. We hope you enjoy your new site. ScripZone.com makes your Fundraising Easy! YOU MAKE IT COUNT!

Shopping for a new way to raise funds for your organization?
-Why not let Shopping be the answer!

- ✔ Order 24/7
- ✔ Track Purchases, Spending, Profit Generated
- ✔ Free Online-Offline Software
- ✔ Browse more than 600 National Gift Cards

Special Offers

- Everything you need to shop for Back-to-School
- Find Websites or Locations of Retailers
- Get the Details of the Nike "Just Do It" Scrip Contest
- Learn how to get a Free Slice of Carmel Pie or Appetizer from O'Charley's!



2. Create your **Secure Online Account** :

- **Create Your User Name**
- **Password**
- **Enter your Email Address**
(Confirmation of your orders are emailed to registered accounts)
- **Choose a Security Question**
- **Answer Security Question and continue to “Accept and Create User”**

Registration Form

Begin today supporting your nonprofit organization by creating your online ScripZone.com account below. Once registered, you may join your group or groups that you plan to support with your purchases. The Group's Unique Id can be obtained from your Organization Leader.

Sign Up for Your New Account

User Name:	<input type="text"/>	
Password:	<input type="password"/>	
Confirm Password:	<input type="password"/>	
E-mail:	<input type="text"/>	
Security Question:	<input type="text" value="What is the name of your High School?"/>	
Security Answer:	<input type="text" value="What is the name of your High School?"/> In what city were you born? What is your favorite sport? Name of your High School Mascot?	

Note: By creating a user you agree to Scripzone.com terms and conditions. We may send you e-mails regarding your orders in scripzone.com, group activities, and other special promotions.

3. Enter your **Contact Information**

Please be sure to include your full address and phone where you may be reached for clarification of your order if needed. By creating a User, you do agree to receiving information and updates from www.ScripZone.com concerning confirmation of orders you have placed, special retailer discounts from 'ScripNotes' our electronic newsletter, and emails from your Group Scrip Coordinator.

***It is our policy that NO information, including emails, phone or addresses are EVER made available to third parties.**

Registration Form

Begin today supporting your nonprofit organization by creating your online ScripZone.com account below. Once registered, you may join your group or groups that you plan to support with your purchases. The Group's Unique Id can be obtained from your Organization Leader.

You are almost done. Please complete the following information:

First Name:	<input type="text"/>	←
Last Name:	<input type="text"/>	←
Address Line 1:	<input type="text"/>	←
Address Line 2:	<input type="text"/>	←
City:	<input type="text"/>	←
State:	<input type="text"/>	←
Zip:	<input type="text"/>	
Phone:	<input type="text"/>	

Finish

Note: By creating a user you agree to Scripzone.com terms and conditions. We may send you e-mails regarding your orders in scripzone.com, group activities, and other special promotions.

4. After registering, you will be prompted to provide a **Group ID**.

Please enter the following Group ID: **HamdenFSA**

Thank you for Registering

To begin ordering with www.ScripZone.com please join as a supporter of your organization by entering their Unique Group Id below. After Entering the Group ID just click Join Group. After adding your group, you are ready to start placing orders.

Enter your Group's Unique Id here.



Group ID	Group Name
No records to display.	

Your Group Id will appear here.



Your Group's Name will appear here.



5. Onetime Setup of “ScripPayment Gateway”

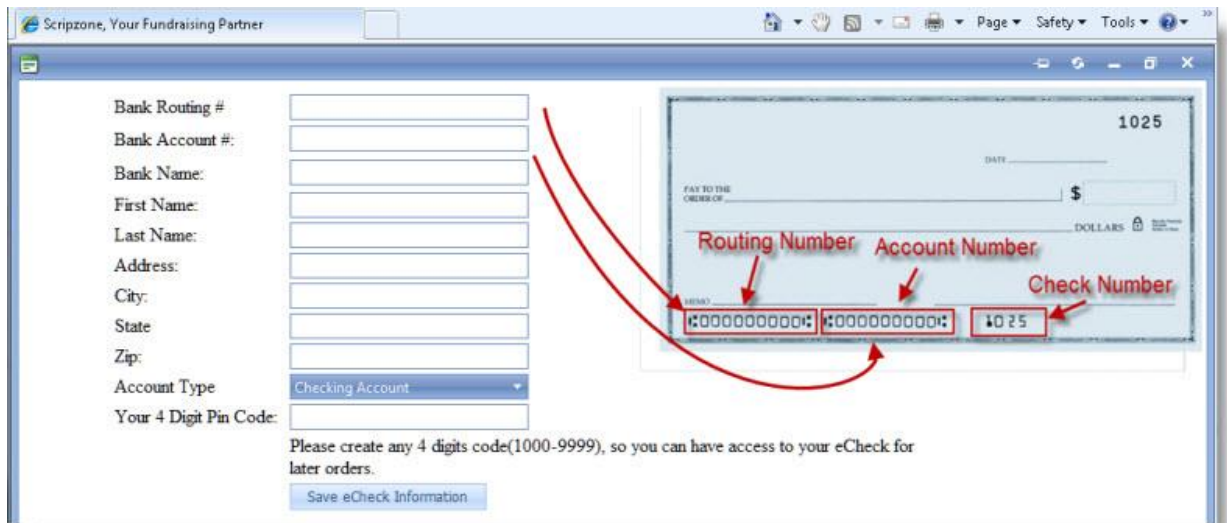
*ScripPayment Gateway allows UnitedScrip to directly debit your checking account through our secure **GeoTrust** site. This will allow us to ship your order directly to you and you pay for shipping. UnitedScrip will debit your account within 24 business hours and ship your order in 2-4 days.*

- From the Home Page, click on My ScripPayment to begin the applications process:

to navigate, please choose from the options below or use the Menu to navigate throughout this site.

- | | |
|---|---------------------------------------|
| ✓ Start a New Order | ✓ Continue with Order |
| ✓ Check Order History | ✓ Join a New Group |
| ✓ My Favorite Retailers | ✓ My Supporters |
| ✓ Find a Retailer | ✓ People I Support |
| ✓ Update Profile | ✓ Change My Password |
| ✓ Message Center | ✓ My ScripPayment |
- 

- Complete the ScripPayment ACH Account Information. Be sure to indicate if the account is a Checking or a Savings Account, and then create your PIN



Bank Routing #

Bank Account #:

Bank Name:

First Name:

Last Name:

Address:

City:

State:

Zip:

Account Type:

Your 4 Digit Pin Code:

Please create any 4 digits code(1000-9999), so you can have access to your eCheck for later orders.

Routing Number Account Number Check Number

1025



- Accept the Terms and Conditions and you are on your way to a secure payment option for your Scrip orders.
- The progress of your application can be noted from the Home Page of your www.scripzone.com site.
- Once you submit the Banking Information required, our Gateway will verify your accounts by depositing a small amount **INTO** your account. Log back into your ScripZone.com site to check the status of your Application
This process requires 3 – 5 business days.

✓ [My ScripPayment](#) [\(Waiting for your Approval\)](#)

Watch for your Application Status to change!

- Once Status has changed to **Waiting for Your Approval**, please contact your Bank and request the amount deposited. If you bank online, check your bank account for the transaction and note the amount deposited. Amounts will vary with each verification process.

See sample picture below:

Statement Period as of 07/17/2010					
▶ 07/16/2010	UNITEDSCRIP, INC INDN H.SMITH	DES:ACH ID:(864) 886-9702 CO ID:1000	 	\$0.06	\$7,467.49

Check your account for amount deposited from UnitedScrip, Inc.

- After UnitedScrip has deposited the amount into your account,
 - a) Login into your secure www.scripzone.com site.
 - b) From Home Page, Click on “**My ScripPayment** (Waiting for Your Approval)” and follow the instructions given below:

If you would like to apply for a new account, follow the **Add New ePay** to begin enrollment process. You may request up to three (3) checking accounts in our Scrip Payment Gateway.

[Add New ePay](#)

Below is a list of your current or pending eCheck Accounts. To complete the verification of your eCheck Account, please follow the **Click Here to Verify** Link below.

	Bank Name	Account	Status	
1	First Citizens	*****6209	Waiting for Your Approval	Click Here to Verify your Account
2	Bank Of America	*****9437	Waiting for Your Approval	Click Here to Verify your Account

Account to be Approved:

Bank Name:

Enter Amount:

Number of Attempts:

[Approve eCheck](#)

Note: Please check your bank account for a small deposit from UnitedScrip, note the amount and return to www.ScripZone.com and verify the amount by entering deposit and Click Approve eCheck.

- Enter the amount deposited into your account and click **Approve ScripPayment**.
* You are now approved to electronically process payment for your Scrip Orders, as shows below:

	Bank Name	Account	Status	
1	First Citizens	*****6209	Approved	
2	Bank Of America	*****9437	Approved	

*Please note that by approving and establishing this account you understand and agree to the Terms and conditions of www.scripzone.com.

1. A \$0.50 fee will be added to your total order and processed with each payment. This charge applies to each transaction.
2. I authorize UnitedScrip to electronically transfer funds from my account for payments due. Furthermore, if any such electronic debit(s) should be returned by my financial institution as unpaid (Non-Sufficient or Uncollected Funds), I understand that my nonprofit will be charged the amount of order in full, plus a banking fee of \$25.00. Your order will be cancelled if not yet released for fulfillment by your Group Coordinator. If the order has shipped, the Group Coordinator will be notified to hold order until payment is received to organization. If the order has been released to you, you are responsible to pay the organization in full, plus any banking charges.